

Kentucky High School Athletic Association


To: Superintendent, Principal, and Athletic Director

From: Louis Stout, Commissioner
Brigid L. DeVries, Executive Assistant Commissioner

Date: May 22, 2002


Subject: 2001-2002 Annual Report Forms Submission

School: Grayson County High School



Enclosed please find a copy of Form T-65, The 2001-2002 Annual Report Forms Checklist. In addition, you may find an attachment with corrected copies of the forms submitted by your school personnel. Please review this information so the forms can be completed accurately in the future. Also, KHSAA Audit Staff may have requested a re-submission of some of the 2001-2002 Annual Report Forms or need additional information on your athletic programs. Please submit this information by the date requested if this is applicable. Copies and all KHSAA Title IX documents must be kept current and included in your permanent Title IX File at the school. All documents are subject to Open Records Requests.

Should you need any further information, please do not hesitate to call anytime.



Memo

To: KHSAA Member School Superintendents, Principals, and Athletic Directors

From: Louis Stout, Commissioner
Brigid L. Devries, Executive Assistant Commissioner

Date: May 17, 2002

Re: 2002 Title IX Forms Submission

School	Grayson County	Reviewed by	Gary Lawson
--------	----------------	-------------	-------------

The following is a status report regarding the required 2001 - 2002 Title IX submission of forms due in to the KHSAA office by April 15, 2002. Appropriate audit personnel have reviewed these forms and the following is a summary of this review.

I. Checklist of Forms properly submitted in a satisfactory manner:

<input checked="" type="checkbox"/>	GE 19 (Annual Verification)	<input checked="" type="checkbox"/>	T-35 (Budget Expenses)
<input checked="" type="checkbox"/>	T-1 (Summary Program Chart 1)	<input checked="" type="checkbox"/>	T-36 (Budget Expenses)
	T-2 (Summary Program Chart 2)	<input checked="" type="checkbox"/>	T-41 (Checklist – Overall Interscholastic Program)
<input checked="" type="checkbox"/>	T-3 (Summary Program Chart 3)	<input checked="" type="checkbox"/>	T-60 (Corrective Action Plan)
<input checked="" type="checkbox"/>	T-4 (Summary Program Chart 4)	<input checked="" type="checkbox"/>	T-63 (Interscholastic Survey Results)

II. Status

A.	<input checked="" type="checkbox"/>	2001 – 2002 Forms are satisfactory and no further information or action is necessary at this time.
B.	<input checked="" type="checkbox"/>	Errors have been noted with respect to the following forms and corrected copies are being returned to you for placement in your Title IX file to ensure proper submission in the future. A slight error was found on Form T-2. It is corrected on the attachment. Please place the corrected form in your Title IX File
C.		The following forms were omitted and must be submitted by school representatives.
D.	<input checked="" type="checkbox"/>	Other Recommendation and Comments: Good report.

**ACCOMMODATION OF INTERESTS AND ABILITIES
SUMMARY PROGRAM CHART 2**



Participation Opportunities Test Two

		(Column 1)	(Column 2)	(Column 3)	(Column 4)	(Column 5)
Program		Number of Teams Currently Offered	Number of Participants	Number of Teams Added in Last Five Years	Number of Participants Added in Last Five Years	Percent of Total Participation By Sex Added in Last 5 Years
GIRLS	Row 1	varsity:	7	18 90	1	
	Row 2	j.v.:	6	22 72	2	
	Row 3	frosh:	2	0 25	0	
	Row 4	total:	15	40 187	3	40 21%
BOYS	Row 5	varsity:	7	0 111	0	
	Row 6	j.v.:	7	16 105	1	
	Row 7	frosh:	3	0 42	0	
	Row 8	total:	17	16 258	1	16 6%

List the number of interscholastic teams offered for girls and boys at each competitive level (for example, varsity, junior varsity, and freshman levels). Total each of the entries in Column 1 into Row 4, Column 1 and Row 8, Column 1.


List the number of interscholastic teams that have been added in the last five years at each competitive level. Total each of the entries in Column 3 into Row 4, Column 3 and Row 8, Column 3.

List the number of participants that are currently on each level of the teams that were added in the last five years. Total each of the entries in Column 2 into Row 4, Column 2 for girls and Row 8, Column 2 for boys. If a team was added previously but no longer exists, there are no current participants to be added for that team.

List the number of participants added in the last 5 years. Total each of the entries made in Column 4 into Row 4, Column 4 for girls and Row 8, Column 4 for boys.

Calculate the percentage of participants that have been added in the last five years (Column 4 divided by Column 2 on each line). For example, if girls' varsity soccer (22 participants), junior varsity soccer (18 participants), junior varsity golf (8 participants), and freshman softball (15 participants) have been added in the last five years, then 63 participation opportunities have been added for girls. If the total number of female participants in the program is 96 (taken from Form T-1, Row 1, Column 3), then 65.6% of the current opportunities (63 of 96) have been added in the last five years. Perform similar calculations for male participants.

CAUTION: If the percentage of current participants added in the last five years is 25% or greater, compliance with test two be possible. If less than 25%, then compliance with test three should be analyzed. CAUTION: 25% is not a compliance standard.

Principal's Signature:  Date: 4-10-02

APR 15 2002



**KENTUCKY HIGH SCHOOL ATHLETIC ASSOCIATION
ANNUAL VERIFICATION OF TITLE IX PROCEDURES
(To be submitted by April 15, 2002 along with other required forms)**

The Grayson County High School, Leitchfield, Kentucky
(Name of High School) (City)

certifies to the Kentucky High School Athletic Association that the following is an accurate and true representation of the facts surrounding compliance with Title 20, U.S.C. Titles 1681-1688, et. Seq. (also known as Title IX)

I certify the following provisions in accordance with records at the school contained in the permanent Title IX file, and to the best of my knowledge have completed the following tasks. (All boxes must be checked)

Established a gender equity committee at the high school. (list committee personnel and provide attachment if necessary)

Name	Address	Phone	Title
<u>See Attached List</u>			

Scheduled a minimum of three meetings during the 2001-2002 school year on the following dates:

- October 23, 2001
- February 11, 2001
- May 14, 2001

Designated the following person(s) as the Title IX coordinator for the school/district:

<u>Linda Gentry</u>	<u>Finance Officer</u>	<u>P.O. Box 4009</u>	<u>270-259-4011</u>
Name	Title	Address	Phone

School personnel are continuing to make periodic reviews of the boys and girls athletics program reflected in the Corrective Action Plan.

In addition to the above information, the above referenced school maintains a complete permanent file relative to Title IX records including copies of the self-assessment audit, all corrective action plans, and other related materials.

[Signature]
Principal

April 11 2002
(Date)

Craig Bangston
(Superintendent Signature)

[Signature]
(School Board Chairperson)

(Send original copy to KHSAA - Maintain duplicate in Title IX school folder)

**Gender Equity Committee
GRAYSON COUNTY HIGH SCHOOL
2001-2002**

Curt Haun, Principal	GCHS	270-259-4078
Park Gentry, Athletic Director	GCHS	270-259-4078
John Skaggs, Softball Coach	GCHS	270-259-4078
Sherry Vincent, Tennis Coach	GCHS	270-259-4078
Todd Johnston, Boys Basketball	GCHS	270-259-4078
Keith Graham, Football Program	GCHS	270-259-4078
Issac Miller, Student	201 W. Chestnut Leitchfield, KY 42754	270-259-3089
Lacey Vincent, Student	3386 Elizabethtown Rd Leitchfield, KY 42754	270-242-6827
Linda Gentry, District Representative	Central Office, GCBOE	270-259-4011
Terry Glasscock, Parent	1802 Sunbeam Rd. Leitchfield, KY 42754	270-259-6080
Suzie Kinkade, Parent	114 Thomason Leitchfield, KY 42754	270-259-3714
Dee Dee Beeler, Board Member	1659 Walnut Grove Rd. Caneyville, KY 42721	270-879-6221
George Basham, Parent	2095 Grayson Springs Rd. Leitchfield, KY 42754	270-242-7281

ACCOMMODATION OF INTERESTS AND ABILITIES
SUMMARY PROGRAM CHART 1

Participation Opportunities Test One

	(Column 1)	(Column 2)	(Column 3)	(Column 4)
	Program	Enrollment	Percentage of Total Enrollment	Number of Interscholastic Participants (double and triple count)
Row 1	GIRLS	552	49%	187
Row 2	BOYS	569	51%	258
Row 3	Totals (2)	1121	100%	445*

Instructions:

*Number of 8th grade students & below used in Column 4 calculations if applicable: 56

- 1) Determine the total number of girls enrolled, (place in Row 1, Column 1). Determine the total number of boys enrolled, (place in Row 2, Column 1).
- 2) Add the total number of girls and boys enrolled to determine total enrollment, (place in Row 3, Column 1).
- 3) Calculate the percentage of total enrollment that is female. (Divide Row 1, Column 1 by row 3, Column 1 and place in Row 1, Column 2.) Calculate the percentage of total enrollment that is male. (Divide Row 2, Column 1 by Row 3, Column 1 and place in Row 2, Column 2.) Note: Row 1, Column 2 plus Row 2, Column 2 should total 100%.
- 4) Ask the head coaches to review the most updated eligibility or squad lists for their teams. Ask coaches to confirm the names of those individuals who are on the team as of the first **date of competition**, and cross out the names of those who were cut from the team or quit the team prior to the first competitive event. Determine the total number of interscholastic athletics participants that are girls, (and place in Row 1, Column 3). In order to determine the total number of athletics participants, an individual should be counted each time he or she participates on a team. For example, if Jane Doe competes on the varsity volleyball team, the junior varsity volleyball team, the junior varsity basketball team, and the varsity softball team, she should be counted as four participants (**do not include club or intramural sports participants, cheerleaders, dance teams, or pom squads**). Calculate the same way for boys and girls: * In addition, should 8th grade students and below play on a Freshman, Junior Varsity, or Varsity team, they should also be counted for each team and sport on which they participate. If applicable, please asterisk the above notation as to how many 8th grade students & below are included. Using the same procedure, determine the total number of interscholastic athletic participants that are boys, (and place in Row 2, Column 3). Add Row 1, Column 3 plus Row 2, Column 3 to get total participants and place in Row 3, Column 3.
- 5) Calculate the percentage of female participation. (Row 1, Column 3 divided by Row 3, Column 3 and place in Row 1, Column 4.) Calculate the percentage of male participation. (Row 2, Column 3 divided by Row 3, Column 3 and place in Row 2, Column 4.) Note: Row 1, Column 4 plus Row 2, Column 4 should total 100%.

Note: While being within three percent is not a formal compliance standard; if the percent listed in Row 1, Column 4 is within 3% of Row 1, Column 2, then it provides a good target within which compliance is likely.

Principal's Signature: _____

Date: 4-10-02

ACCOMMODATION OF INTERESTS AND ABILITIES
SUMMARY PROGRAM CHART 2



Participation Opportunities Test Two

(Column 1) (Column 2) (Column 3) (Column 4) (Column 5)

Program		Number of Teams Currently Offered	Number of Participants	Number of Teams Added in Last Five Years	Number of Participants Added in Last Five Years	Percent of Total Participation By Sex Added in Last 5 Years
GIRLS	Row 1	varsity:	7	18	1	
	Row 2	j.v.:	6	22	2	
	Row 3	frosh:	2	0	0	
	Row 4	total:	15	40	3	40
BOYS	Row 5	varsity:	7	0	0	
	Row 6	j.v.:	7	16	1	
	Row 7	frosh:	3	0	0	
	Row 8	total:	17	16	1	16

- 1) List the number of interscholastic teams offered for girls and boys at each competitive level (for example, varsity, junior varsity, and freshman levels). Total each of the entries in Column 1 into Row 4, Column 1 and Row 8, Column 1.
- 2) List the number of interscholastic teams that have been added in the last five years at each competitive level. Total each of the entries in Column 3 into Row 4, Column 3 and Row 8, Column 3.
- 3) List the number of participants that are currently on each level of the teams that were added in the last five years. Total each of the entries in Column 2 into Row 4, Column 2 for girls and Row 8, Column 2 for boys. If a team was added previously but no longer exists, there are no current participants to be added for that team.
- 4) List the number of participants added in the last 5 years . Total each of the entries made in Column 4 into Row 4, Column 4 for girls and Row 8, Column 4 for boys.
- 5) Calculate the percentage of participants that have been added in the last five years (Column 4 divided by Column 2 on each line). For example, if girls' varsity soccer (22 participants), junior varsity soccer (18 participants), junior varsity golf (8 participants), and freshman softball (15 participants) have been added in the last five years, then 63 participation opportunities have been added for girls. If the total number of female participants in the program is 96 (taken from Form T-1, Row 1, Column 3), then 65.6% of the current opportunities (63 of 96) have been added in the last five years. Perform similar calculations for male participants.

Note: If the percentage of current participants added in the last five years is 25% or greater, compliance with test two may be possible. If less than 25%, then compliance with test three should be analyzed. **CAUTION:** 25% is not a formal compliance standard.


Principal's Signature:  Date: 4-10-02

ACCOMMODATION OF INTERESTS AND ABILITIES

SUMMARY PROGRAM CHART 3

Participation Opportunities Test Three

	GIRLS (Yes / No)		BOYS (Yes / No)
1. Is there an intramural team offered in a sport not now available in the interscholastic athletics program? (YES or NO)	NO		NO
2. For a sport <u>not</u> currently offered, is there sufficient interest to form a viable interscholastic team based on participation on an intramural team or community recreation teams? (YES or NO)	NO		NO
3. For a sport <u>not</u> currently offered, is there sufficient interest to form a viable interscholastic team with the interscholastic survey.	YES		NO
4. For a sport currently offered, is there interest to form a viable team for a junior varsity, freshman, or other intramural level that is not currently offered? (YES or NO)	YES		NO
5. If you answered yes to question one, two, three or four, are there enough other high schools in your school's normal competitive region offering the sport and competitive level of sport to constitute enough competition for a reasonable competitive schedule? (YES or NO) For any question answered "YES" identify the respective sport(s).	YES 9th volleyball JV soccer		NO Varsity Soccer

Principal's Signature:  Date: 4-10-02

**BUDGET EXPENSES - PROGRAM COMPARISON CHART
TO INCLUDE BOOSTER CLUB FUNDING**

Teams	equipment and supplies		travel		awards		coaches' salaries (to include supplemental and extended employment)		facilities improvements		publications (if sport-specific)	
	B*	E	B	E	B	E	B	E	B	E	B	E
G basketball	5800	7263	2200	1450	-0-	-0-	12675	12675				
B basketball	5800	8352	2000	2200	200	190	12350	12350	1700	1700		
G softball	3250	3250	-0-	2739	-0-	-0-	4983	4983	1325	1325		
B baseball	3250	3914	-0-	305	-0-	176	5183	5183	1987	3950		
G cross country	914	925	711	700	-0-	100	3030	3030				
B cross country	914	925	711	700	-0-	100	3030	3030				
G golf	1275	1340	350	422	100	246	2042	2042				
B golf	1275	1715	350	422	100	246	2042	2042				
G soccer												
B soccer	2200	1480	830	800	200	200	3508	3508	152	152		
G swimming												
B swimming												

* "B" is for budgets and "E" for expenditures. Expenditures should include items provided by third parties such as Booster Clubs.

Signature: *Linda Bentley*

Date: 4-10-02

BUDGET EXPENSES - PROGRAM COMPARISON CHART 2
TO INCLUDE BOOSTER CLUB FUNDING

Teams	equipment and supplies		travel		awards		coaches' salaries		facilities improvements		publications (if sport-specific)	
	B*	E	B	E	B	E	B	E	B	E	B	E
G track	1828	1810	172	190	-0-	100	3129	3129	655	655		
B track	1828	1810	172	190	-0-	100	3129	3129	655	655		
G tennis	1065	1161	500	3520	60	60	2154	1488	-0-	16200		
B tennis	1065	1161	500	3520	60	60	2154	1488	-0-	16200		
G volleyball	2800	2820	350	200	100	230	3383	3383	-0-	1875		
B wrestling												
G (list sport)												
B (football)	20400	20940	-0-	1800	-0-	-0-	20575	20575	11770	11770		
G (list sport)												
B (list sport)												

"B" is for budgets and "E" is for expenditures. Expenditures should include items provided by third parties such as Booster Clubs.


Signature: Linda Butts Date: 4-10-02

2001-2002 KHSAA TITLE IX ATHLETICS AUDIT

Checklist - Overall Interscholastic Athletics Program

Areas of Compliance	ADVANTAGE TO (Answer all questions based on Internal Evaluation and Responses. Please check the appropriate column.)		
	GIRLS' PROGRAM	BOYS' PROGRAM	NEITHER PROGRAM (Compliance)
BENEFITS			
Equipment and Supplies			XX
Scheduling of Games and Practice Time			XX
Travel and Per Diem Allowances			XX
Coaching		XX	
Locker Rooms, Practice and Competitive Facilities			XX
Medical and Training Facilities and Services			XX
Publicity		XX	
Support Services			XX
Athletic Scholarships			NA
Tutoring			XX
Housing and Dining Facilities and Services			NA
Recruitment of Student Athletes			NA

Principal's Signature: _____



Date: 4-10-02

School Year: 2001-2002


Signature: 

April 10, 2002

TITLE IX
CORRECTIVE ACTION PLAN
GRAYSON COUNTY HIGH SCHOOL

Item for Correction	Suggested Change	Time Table for Corrective Action	Findings/Results
Publicity	"Coach's Corner" on local radio station to expand to include more sports.	Sept 2001 - AD work with local radio station, K105, to expand Fall "Coach's Corner" to include other fall sports (Presently, only football).	Fall "Coach's Corner" expanded to include visits from all coaches in fall sports. (Football, Soccer, Cross Country, Volleyball, and Golf)
	"Coach's Corner" on local radio station to expand to include more sports.	April 2002-AD work with local radio station, K105, to expand Spring "Coach's Corner" to include more sports (Presently, baseball & tennis).	AD is currently talking with local station to expand Spring "Coach's Corner
	Banners in the gym to promote the Regional & State winners in all sports.	Sept 2001-AD will compile list of all Regional/State winners in all sports. Prices of the banners determined. Nov 2001 --Banners ordered. Jan 2002--Banners displayed in gym.	Championship banners were ordered for all Regional/State Team Winners. Banners were displayed in the gymnasium and each team recognized at the beginning of "Meet the Cougars" in Nov 2002.

School Year: 2001-2002


Signature: 

April 10, 2002

TITLE IX
CORRECTIVE ACTION PLAN
GRAYSON COUNTY HIGH SCHOOL

Item for Correction	Suggested Change	Time Table for Corrective Action	Findings/Results
Facilities	Weight/Training Facility with additional locker rooms and storage.	Spring/Summer 2001-Committee and Board will look at options dealing with type of structure and compliance issues as described by Division of Housing. Fall 2001-This facility will be discussed during Long Range Facility Plan Meetings.	Summer 2001-Information received from Division of School Facilities (KDE) and Division of Housing on preengineered building. Fall 2001-Long Range Facility Plan Committee lists Weight/Training Facility on Plan but only as a general fund expense. Feb 2002-Bids received on preengineered building by GCBOE. Mar 2002-CO personnel continue discussions with KDE School Facilities on funding options. Mar 2002-School Board keeps Facility on District Needs List.

School Year: 2001-2002

Signature: 

April 10, 2002

TITLE IX
CORRECTIVE ACTION PLAN
GRAYSON COUNTY HIGH SCHOOL

Item for Correction	Suggested Change	Time Table for Corrective Action	Findings/Results
Scheduling of Basketball Games	Schedule additional B/G doubleheaders with girls playing prime spot at half of these games.	2001-2002 Schedule to have two additional doubleheaders.	2001-2002 Schedule allowed 5 B/G double-headers (an increase of one over previous year). Two additional games were originally scheduled but one opponent backed out of the agreement. Girls did schedule two prime time Saturday contests.

School Year: 2001-2002

Signature: 

April 10, 2002

TITLE IX
CORRECTIVE ACTION PLAN
GRAYSON COUNTY HIGH SCHOOL

Item for Correction	Suggested Change	Time Table for Corrective Action	Findings/Results
Participation Opportunities	<p>Expand Girls Volleyball to include a freshman team.</p> <p>Expand Soccer program.</p> <p>Boys team will go to the Varsity level.</p> <p>Create a JV Girls Soccer Team.</p>	<p>Spring 2002-Tentatively schedule Freshman games for Volleyball.</p> <p>Summer 2002-Encourage incoming freshman to participate in the program creating the 9th grade team.</p> <p>Fall 2002- GCHS will play as a Boys Varsity Soccer Team.</p> <p>Spring 2002-Because of interest shown on student surveys, the coach will hold meetings at the MS and HS to determine true student interest in forming a JV girls soccer squad. If interest is shown, steps will be taken to pursue the creation of a girls JV soccer squad.</p>	

School Year: 2001-2002


Signature: 

April 10, 2002

TITLE IX
CORRECTIVE ACTION PLAN
GRAYSON COUNTY HIGH SCHOOL

Item for Correction	Suggested Change	Time Table for Corrective Action	Findings/Results
Coaching	Attempt to find an additional assistant girls basketball coach with experience.	Fall 2002-AD, Principal, and Head Coach review applications for assistant coach with previous experience.	

School Year: 2001-2002

Signature: 

April 10, 2002

TITLE IX
CORRECTIVE ACTION PLAN
GRAYSON COUNTY HIGH SCHOOL

Item for Correction	Suggested Change	Time Table for Corrective Action	Findings/Results
Facilities	Weight/Training Facility with additional locker rooms and storage.	2002-2003--Continue to meet with Board and remind them of the need for this facility. Fall 2002--Continue to discuss with KDE School Facilities ways to finance this facility and determine the best type of structure for this building.	